

**6X6MM
SIDE BEND
MICRO
NEON
IP54**

///ArcLED

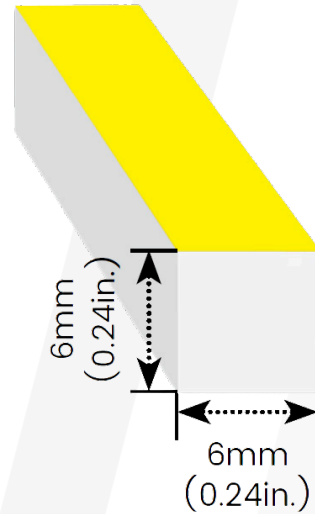



6x6mm Side Bend



Advantages :

- 6mm square profile with high-efficiency light output
- IP65 rated, ideal for damp location and sheltered
- Freely cuttable, precisely trimmable for custom lengths
- 5 years warranty

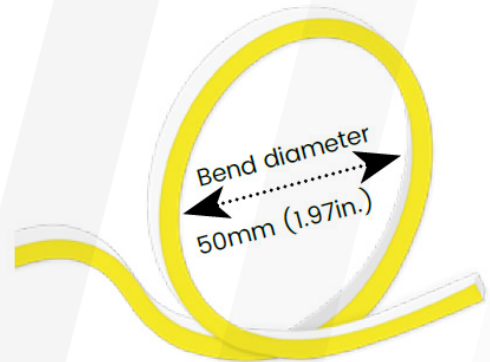


Technical Details

Efficacy	51.5lm/W @3000K 6W
CRI	Ra≥90
LED MacAdam	3 steps
Average Life (L80B10)	>47,000 hours
Storage Temperature	-40°C ~ 60°C
Operating Temperature	-40°C ~ 55°C

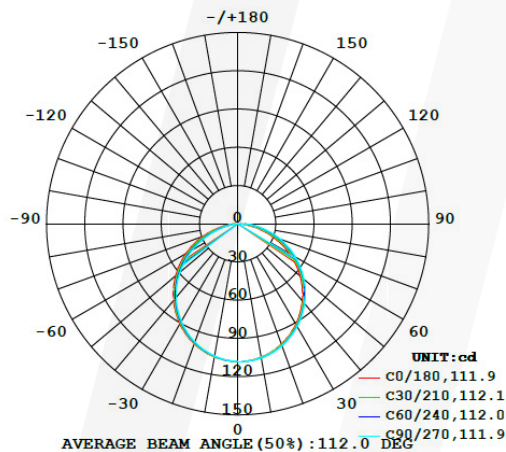
Applications

Under cabinets, niches, shelves, closets, millwork, furnitures, etc



Lumen Output (lm/m)

CCT	6W/M
2700K	300
3000K	309
4000K	324
Max. Run Length	5M



Zonal Lumen Summary

Zone	Lumen	% Fixture
0-30	83.86	27.1%
0-40	137	44.4%
0-60	241.8	78.3%
0-90	306.6	99.3%
0-180	308.8	100.0%

ADDITIONAL PRODUCT INFORMATION

- IPC 6013C: LED strips are designed for static installations in accordance with IPC 6013C – Use A. Take material vibrations, repetitive torsion, and elongation/compression into account.
- Operating environment: If the operating environment covers a broad temperature range (such as outdoors applications) and the operating length is longer than 2 meters, the use of adequate mounting surfaces is required. Assure enough space for strip expansion and heat dissipation with increasing temperature.
- Power control and supply: Use only ARcLED drivers in accordance with applicable lighting standards and LED strip ratings. In order to safely operate ArcLED strips it is necessary to supply them with an electronically stabilized power supply providing protection against short circuits, overload and overheating. Please select a power control device that meets international certification requirements to ensure the installation and operation of the product.
- Hydrogen sulfide: The manufacturer is not responsible for damage due to chemical corrosion. The user must provide suitable protection against corrosive agents such as moisture and condensation and any other harmful elements/compounds. Make certain to avoid corrosive atmospheres. According to the current state of LED technology, hydrogen sulfide (H₂S) causes accelerated corrosion which leads to shortened lifetime or premature failure. Sources of H₂S may be rubber, foam rubber, soft-foam tapes, rubber -based sealing, natural sources (e.g. sulfur springs), etc. To avoid H₂S from sulfur -vulcanized rubber use silicon -based materials or peroxide -crosslinked rubber instead. Follow the recommendations in the material datasheet of the rubber supplier.
- Humidity and dust: For applications involving exposure to humidity and dust, the strip must be protected by a fixture or housing with a suitable IP protection class.
- Electrical isolation: Always ensure electrical isolation between the LED strip and the mounting surface, especially in the vicinity of connections or cut ends.
- Lifetime: Exceeding maximum operating and storage temperature ratings can reduce the expected lifetime or even destroy the LED strip. The temperature of the LED strip must be measured at the T_c-point in accordance with EN 60598 -1 under steady -state conditions, considering the worst case; drive all channels at 100 % power. Refer to the product drawing for the exact location of the T_c-point.

- Installation: Installation of LED strips and connection to the power supply must comply with all applicable electrical and safety standards.

Observe correct polarity and wiring diagrams! Incorrect polarity or wrong wiring can cause unpredictable permanent damage or even failure of the product.

Only a qualified electrician may install the strip.

Handle with care and ensure that there is no physical product damage, including damage to invisible internal electronics parts.

Exceeding the maximum ratings for the operating voltage causes hazardous overload and will likely destroy the LED strip.

Never exceed the maximum operable length, including other wires.

- IP20 Product: Part IP20 LED strips are equipped with a self-adhesive tape for attaching the LED strip to suitable materials, such as aluminum profiles, which must be clean and free of oil, silicone coatings, or any other dirt/dust particles. The adhesive tape is intended for single use, and if removed may damage the material to which it is stuck and the LED strip itself, which must then be scrapped. After products are equipped, it will take at least 72 hours to complete adhesion.

IP20 LED strips, as manufactured, have no conformal coating and therefore offer no inherent protection against corrosion.

Conformal coating treatment (equipped with aluminum profiles) is possible, however materials must be selected properly in order to avoid product damage or impaired performance. The user must also completely seal the cut parts (ends/edges), to ensure the IP level still meet customer requirements.

IP20 LED strips are ESD-sensitive; take adequate precautions during installation and operation of the products.

- Consult ARcLED Technical Service for further advice.